








# Shamrock

Dental Company

Handpiece Sales & Repair Specialists



## PRODUCT CATALOG

**SHAMROCK DENTAL COMPANY**

1490 PASADENA AVENUE SOUTH

SOUTH PASADENA, FL 33707

**800-367-8979**

# CANISTER STYLE HIGH SPEED HANDPIECES

400,000 RPM ✿ HIGH TORQUE ✿ FIBER OPTIC OR NON ✿ PUSHBUTTON OR MANUAL CHUCKS  
FULLY AUTOCLAVABLE ✿ EASY CANISTER CARTRIDGE REPLACEMENT  
AN ECONOMICAL ALTERNATIVE & OUTSTANDING VALUE

**AA-1**



✿ 4-HOLE NON-FIBER OPTIC MANUAL CHUCK WITH BUR TOOL

**AA-2**



✿ 4-HOLE NON-FIBER OPTIC PUSH BUTTON CHUCK

**AA-3**



✿ 5-HOLE FIBER OPTIC MANUAL CHUCK WITH BUR TOOL

**AA-4**



✿ 5-HOLE FIBER OPTIC PUSH BUTTON CHUCK

# NAKAMURA SLOW SPEED HANDPIECES

EXTREMELY HIGH TORQUE MOTORS & ATTACHMENTS FOR  
ALL OPERATORY AND HYGIENE APPLICATIONS

✿ MMM-01 - 5,000RPM HYGIENE MOTOR - 360 SWIVEL - 4 HOLE BACK END



✿ MMM-02 - 20,000 DOCTORS MOTOR - 360 SWIVEL - 4 - HOLE BACK END



✿ MMM-03 - 20,000RPM E-TYPE MOTOR - 4 HOLE - LOCK BUTTON FOR ATTACHMENTS



✿ MMM-03 - 5 - 5,000 RPM E-TYPE MOTOR - 4-HOLE - LOCK BUTTON FOR ATTACHMENTS



✿ MMM - NC - 1:1 STRAIGHT NOSE CONE - E-TYPE



✿ MMM - NC - 1 - 4:1 STRAIGHT NOSE CONE - E - TYPE



✿ MMM - CA - 1:1 CONTRA ANGLE SHEATH - E-TYPE



✿ MMM - CA - 1 - 4:1 CONTRA ANGLE SHEATH - E-TYPE



✿ MMM - CA - 2 - 16:1 CONTRA ANGLE SHEATH - E-TYPE



✿ MMM - HYG - 5,000RPM HYGIENE MOTOR - 4 HOLE :  
ACCEPTS DISPOSABLE & DORIOT ANGLES



# SMILEY DENT/MTI LOW SPEED HANDPIECES

EXTREMELY HIGH TORQUE ♣ LIGHT WEIGHT ♣ QUIET & PERFECTLY BALANCED

## ♣ MNT-100-

20,000 RPM - ACCEPT E-TYPE ATTACHMENTS - FORWARD & REVERSE



## ♣ LXMTN-100-

1:1 STRAIGHT NOSE CONE - BLUE



## ♣ LXMTN-400-

4:1 STRAIGHT NOSE CONE - GREEN



## ♣ LXMTS-100-

1:1 CONTRA ANGLE - BLUE



## ♣ LXMTS-400-

4:1 CONTRA ANGLE - GREEN



## ♣ LXMTS-10-

10:1 CONTRA ANGLE- BLACK



## ♣ LXMTS-24-

24:1 CONTRA ANGLE- ORANGE



## ♣ LXMTS-64-

64:1 CONTRA ANGLE- RED



## ♣ LXTM5-


SMILEY DENT- 5,000 RPM- LOW SPEED- HYGIENE HANDPIECE



# MIDWEST NOSE CONE & CONTRA ANGLE

EXCELLENT QUALITY AT HALF THE PRICE ♣ FULLY COMPATIBLE WITH MIDWEST SHORTY & RHINO MOTORS

♣ MN120 -



MIDWEST NOSE CONE TWIST TYPE

♣ MN126 -



MIDWEST CONTRA ANGLE WORKS WITH ALL MIDWEST HEADS

# STAR TITAN NOSE CONE & MOTOR TO ANGLE ADAPTER

EXCELLENT QUALITY AT HALF THE PRICE ♣ FULLY COMPATIBLE WITH STAR TITAN LOW SPEED SYSTEMS

♣ STNC-



STAR STRAIGHT NOSE CONE

♣ STAA-



STAR MOTOR TO ANGLE ADAPTER WORKS WITH ALL STAR HEADS

1490 PASADENA AVENUE SOUTH .SOUTH PASADENA.FLORIDA 33707  
800-367-8979

\*SHAMROCK DENTAL IS IN NO WAY CONNECTED WITH MIDWEST OR STAR DENTAL

# CONTRA ANGLE HEADS FOR:

MIDWEST ANGLES \* STAR MOTOR TO ANGLE ADAPTORS \* E-TYPE ANGLES

DESCRIPTION	MIDWEST	STAR	E-TYPE	
STANDARD LATCH HEAD- 30,000 RPM	A500	SA113 W/ELBOW	A400	
SPRING LATCH HEAD- BALLBEARING 40,000RPM	A300	A100 W/ELBOW	A200	
NSK PUSH BUTTON BALLBEARING LATCH HEAD	A500PB	SA113PB	A400PB	
NSK PUSH BUTTON BALLBEARING FG HEAD	A500FG	SA113FG	A400FG	
MINI LATCH HEAD 30,000RPM	A800	A600 W/ELBOW	A700	
PROPHY HEAD- SCREW TYPE	A1200	SA105 W/ELBOW	A1100	
STANDARD LATCH HEAD- FOR MW TRU TORQUE 30,000 RPM	A2300	A2300	N/A	

## DORIOT LATCH & PROPHY ANGLES

### U-TYPE

#### A 1500

DORIOT LATCH HEAD- 20,000RPM- FITS ALL STRAIGHT NOSE CONES



#### A 1600

DORIOT PROPHY HEAD- 20,000 RPM- SCREW TYPE






# QUALITY REPLACEMENT TURBINES & CARTRIDGES

EXCELLENT VALUE ✦ SIX MONTH WARRANTY

## MIDWEST

- ✦ TUR01- QUIET AIR STANDARD W/ END CAP 
- ✦ TUR01A- QUIET AIR STANDARD NO END CAP 
- ✦ TUR02- TRADITION STANDARD W/END CAP 
- ✦ TUR02A- TRADITION STANDARD NO END CAP 
- ✦ TUR03- 8000 STANDARD W/ END CAP 
- ✦ TUR03A- 8000 STANDARD NO END CAP 
- ✦ TUR04- QUIET AIR LEVER /PUSH BUTTON 
  
- ✦ TUR05- TRADITION LEVER 
  
- ✦ TUR06- TRADITION PB/XGT 
  
- ✦ TUR07- STYLUS PUSH BUTTON 


## STAR

- ✦ TUR08- 430/ SOLARA MAINTENANCE FREE 
- ✦ TUR09- 430/ SOLARA DAILY LUBE 
- ✦ TUR10- 430 STANDARD SCREW TYPE 

## KAVO

- ✦ TUR11- 632/642/643 PUSH BUTTON 
- ✦ TUR12- 635B MIRALUX 
- ✦ TUR13- 634 P4 PUSH BUTTON 
- ✦ TUR14- 634 F4 FRICTION GRIP 
- ✦ TUR15- 630/640 PUSH BUTTON 
- ✦ TUR16- 625CD/636 CP PUSH BUTTON 
- ✦ TUR17- 625C FRICTION GRIP 
- ✦ TUR18- 647B/649B/659B PUSH BUTTON 

## KAVO CONTINUED

- ✦ TUR19- 6000B/7000B PUSH BUTTON 
- ✦ TUR20- 6500B PUSH BUTTON 
- ✦ TUR21- 650B PUSH BUTTON 
- ✦ TUR22- 655C PUSH BUTTON 



## LARES

- ✦ TUR23- 557/557 ULTRALITE 
- ✦ TUR24- 757 
- ✦ TUR25- 757 ULTRALITE 
- ✦ TUR26- 557/PRECISION TORQUE STANDARD 

## W & H

- ✦ TUR27- SYNEA TA-96 MINI PUSH BUTTON 
- ✦ TUR28- SYNEA TA-98 LARGE PUSH BUTTON 
- ✦ TUR29- 196/896 TOP AIR PUSH BUTTON 
- ✦ TUR30- 198/898 TOP AIR PUSH BUTTON 
- ✦ TUR31- SABRA 395/397 TOP AIR PUSH BUTTON 
- ✦ TUR32- SABRA SMALL PUSH BUTTON 
- ✦ TUR33- SABRA TREND LARGE PUSH BUTTON 

## IMPACT AIR

- ✦ TUR34- IMPACT AIR 45 PUSH BUTTON W/ END CAP 
- ✦ TUR34A- IMPACT AIR 45 PUSH BUTTON NO END CAP 

# QUALITY REPLACEMENT TURBINES & CARTRIDGES

EXCELLENT VALUE ✚ SIX MONTH WARRANTY

## NSK

- ✚TUR35- HEALTHCO PUSH & SWIVEL
- ✚TUR36- NL65 MINI PUSH BUTTON
- ✚TUR37- NL65 STANDARD PUSH BUTTON
- ✚TUR38- NL65 TORQUE PUSH BUTTON
- ✚TUR39- NL 75/85 MINI PUSH BUTTON
- ✚TUR40- NL75/85 STANDARD PUSH BUTTON
- ✚TUR41- NL 75/85 TORQUE PUSH BUTTON
- ✚TUR42- NL 95 MINI PUSH BUTTON
- ✚TUR43- NL 95 STANDARD PUSH BUTTON
- ✚TUR44- NL 95 TORQUE PUSH BUTTON
- ✚TUR45- SAFCO EXCEL PUSH BUTTON
- ✚TUR46- 9000T TORQUE PUSH BUTTON
- ✚TUR47- 9000S STANDARD PUSH BUTTON
- ✚TUR48- KINETIC VIPER SMALL PUSH BUTTON
- ✚TUR49- KINETIC VIPER STANDARD PUSH BUTTON
- ✚TUR50- KINETIC VIPER LARGE PUSH BUTTON



## SIRONA/SIEMENS

- ✚ TUR57- T2/T3 MINI PUSH BUTTON
- ✚ TUR58- T2/T3 RACER PUSH BUTTON
- ✚ TUR59- T1 CONTROL PUSH BUTTON
- ✚ TUR60- TM1 MINI PUSH BUTTON
- ✚ TUR61- TS1 LARGE PUSH BUTTON



## BIEN AIR

- ✚ TUR62- BLACK PEARL PUSH BUTTON
- ✚ TUR63- BORA PUSH BUTTON
- ✚ TUR64- PRESTIGE PUSH BUTTON
- ✚ TUR65- ONDINE PUSH BUTTON



## DABI ATLANTE

- ✚ TUR66- MS 350 PUSH BUTTON SMALL
- ✚ TUR67-RS 350 PUSH BUTTON



## CANISTER-TYPE

FITS ALL CANISTER HANDPIECES INCLUDING:  
SCHEIN MASTER, ATHENA/CHAMPION, PATTERSON,  
TRUESPEED, DENTALAIRE AND MORE...

- ✚ TUR51-STANDARD CANISTER SCREW TYPE
- ✚TUR52- STANDARD CANISTER PUSH BUTTON W/ END CAP
- ✚TUR52A- STANDARD CANISTER PUSH BUTTON NO CAP
- ✚TUR53- MINI CANISTER SCREW TYPE
- ✚TUR54- MINI CANISTER PUSH BUTTON W/END CAP
- ✚TUR54A- MINI CANISTER PUSH BUTTON NO CAP
- ✚TUR55- SUPER GRADE SCREW TYPE
- ✚TUR56- SUPER GRADE PUSH BUTTON



## DENTEX

- ✚TUR68- M3-M MINI PUSH BUTTON
- ✚TUR69- M3-S PUSH BUTTON



## MK DENT FACTORY TURBINES

- ✚ TUR70- MK-DENT HS2014,HS6012,HS7012 SMALL
- ✚ TUR71- MK-DENT HS6011,HS2012 LARGE
- ✚ TUR72- MK-DENT HS6021, HS7021 LARGE



ALL TURBINES INCLUDE O-RINGS & WASHERS  
IF YOU DO NOT SEE THE TURBINE YOU ARE LOOKING FOR  
PLEASE CONTACT SHAMROCK DENTAL  
ASK US ABOUT OUR PREMIUM TURBINES THAT CARRY  
A 1 YEAR WARRANTY

1490 PASADENA AVENUE SOUTH .SOUTH PASADENA.FLORIDA 33707  
800-367-8979



# WARRANTY POLICY

SHAMROCK DENTAL COMPANY, INC WARRANTS ALL PRODUCTS SOLD TO ORIGINAL PURCHASER AGAINST DEFECTS IN MATERIALS FOR PERIODS IN ACCORDANCE WITH THE TABLE LISTED BELOW, PROVIDED THAT THE PRODUCT HAS BEEN OPERATED AND MAINTAINED CORRECTLY AND HAS NOT BEEN SUBJECTED TO APPARENT MISUSE, ABUSE OR ACCIDENT. ANY PARTS OR ACCESSORIES WHICH FAIL TO OPERATE IN ACCORDANCE WITH FACTORY SPECIFICATIONS AT THE TIME OF INSTALLATION WILL BE EXCHANGED AND/OR REPAIRED

- ✿ HANDPIECES BEING SPRAYED AND/OR WIPED DOWN WITH CHEMICAL CLEANERS WILL NOT BE WARRANTED
- ✿ HANDPIECES THAT HAVE BEEN OPENED AND USED ON PATIENTS CAN NOT BE EXCHANGED OR CREDITED
- ✿ PRODUCTS MUST BE RETURNED WITHIN 30 DAYS OF DATE OF PURCHASE IN THEIR ORIGINAL PACKAGE, IN A CLEAN CONDITION WITH A COPY OF YOUR INVOICE.

## HIGH & LOW SPEED HANDPIECES

MK DENT

CANISTER TYPE HANDPIECES (EXCLUDING TURBINES) SEE TURBINES BELOW

NSK

SABRA

NAKAMURA MOTORS

SMILEY DENT/MTI MOTORS

## WARRANTY PERIOD

1 YEAR

1 YEAR

1 YEAR

1 YEAR

1 YEAR

6 MONTHS

## ATTACHMENTS & HEADS

MK DENT

NAKAMURA ANGLES & NOSE CONES

SMILEY DENT/MTI ANGLES & NOSE CONES

MIDWEST ANGLES & NOSE CONES

STAR ANGLES & NOSE CONES

STANDARD LATCH & F.G. HEADS

NSK PSH BUTTON HEADS

DORIOT LATCH & PROPHY HEADS

1 YEAR

6 MONTHS

3 MONTHS

6 MONTHS

3 MONTHS

3 MONTHS

3 MONTHS

3 MONTHS

## REPLACEMENT TURBINES

TUR51 & TUR53

ALL OTHERS

PREMIUM TURBINES

3 MONTHS

6 MONTHS

1 YEAR

✿ PRICES ARE SUBJECT TO CHANGE WITHOUT NOTICE

1490 PASADENA AVENUE SOUTH .SOUTH PASADENA.FLORIDA 33707

800-367-8979